

Aggressive Continuum Fund (PSG)



Asset allocation

Fund facts

as at June 30, 2015

Fund code: S609

Asset class: Asset allocation

Asset category: Aggressive

Fund inception date: October 2004

Segregated fund size: \$645.5 million


Underlying fund: n/a

Underlying fund size: n/a

Total fund operating expenses

2014	2013	2012
0.051%	0.052%	0.051%

Volatility meter



Investment advisor

Portfolio Solutions Group

Who is Portfolio Solutions Group?

- Portfolio Solutions Group is a division of The Great-West Life Assurance Company
- Responsible for managing asset allocation funds
- Over \$21.00 billion in assets under management as of December 31, 2014

Investment management style

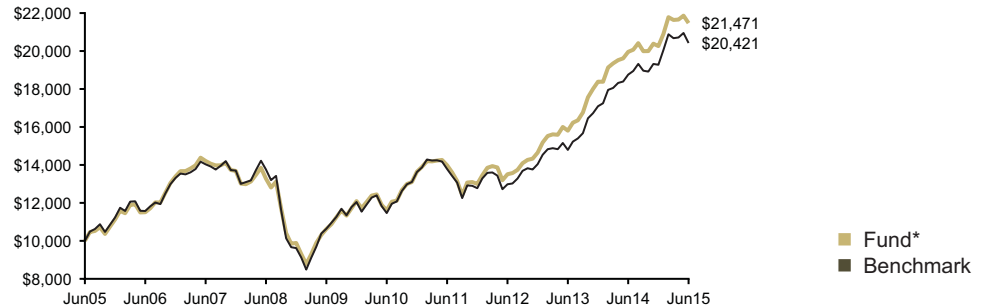
Portfolio Solutions Group builds and monitors asset allocation funds. Their objective is to maximize returns while minimizing risks. To achieve this they combine top-down modelling and bottom-up manager selection. Their top-down analysis provides insight into aggregate portfolio style drift, risk exposure and mandate gaps. Their bottom-up focus is on selecting managers who consistently add value by following a well-defined investment process.

Fund objective

To provide long-term capital appreciation. This Fund invests in other London Life funds. It's appropriate for investors with a long-term investment horizon who are not concerned with short-term volatility. The Fund's target mix is 100% equities.

Historical performance as at June 30, 2015

This graph shows how a \$10,000 investment in this fund would have changed in value compared with the benchmark: 50.00% S&P/TSX Composite Index, 50.00% MSCI World Index



Compound returns as at June 30, 2015

	3 Mth	1 Year	2 Year**	3 Year**	4 Year**	5 Year**	10 Year**
Fund*	-0.77%	7.58%	16.56%	16.70%	11.32%	13.08%	7.94%
Benchmark	-1.24%	8.86%	17.50%	16.30%	10.33%	12.24%	7.40%

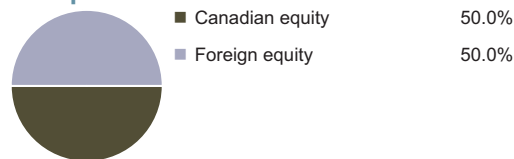
** Stated on an annualized basis

Calendar year returns

	YTD	2014	2013	2012	2011	2010
Fund*	5.97%	10.20%	25.52%	12.68%	-4.73%	12.80%
Benchmark	5.94%	12.78%	21.74%	9.90%	-6.24%	13.11%

* Any performance shown prior to the fund's inception date is that of the underlying fund and is considered representative of this fund's performance.

Composition



Top holdings as at June 30, 2015

Global Equity Fund (Sprucegrove)	15.0%
Global Equity Fund (Trimark)	11.5%
Pure Canadian Equity Fund (Beutel, Goodman)	11.0%
Canadian Equity Fund (Greystone)	10.0%
Canadian Equity Fund (Leith Wheeler)	10.0%
Canadian Equity Fund (SRA)	7.0%
Real Estate Fund (GWLRA)	7.0%
American Growth Fund (AGF)	6.5%
U.S. Equity Fund (Jarislowsky Fraser)	6.0%
Global Infrastructure Equity Fund (London Capital)	5.0%
Growth Equity Fund (Montrusco)	5.0%
International Equity (Putnam)	3.0%
International Opportunity Fund (JPMorgan)	3.0%
Total	100.0%

The Great-West Life Assurance Company and key design are trademarks of The Great-West Life Assurance Company, used under licence by London Life and Canada Life. The fund operating expenses shown do not include applicable taxes. The indicated fund performance reflects changes in unit value and reinvestment of all distributions and is after deduction of all fund operating expenses and applicable taxes, but before deduction of investment management fees and applicable taxes. The historical performance shown is that of the London Life segregated fund or the underlying third-party fund. Past performance is not indicative of future performance. For more information on the fund, call Access Line at 1-800-724-3402.